

SHOWER TRAYS



Features of Our Shower Trays

- Made from high-grade white acrylic
- Low profile tray (front edge)
- 2 or 3 walled installations
- Corner or Alcove Trays
- 40mm high upstands - very waterproof
- Designed for 90mm easy clean wastes
- Fiberglass reinforced acrylic - very strong
- Tested for weights over 200kg
- Multiple support feet - no foam to crush or compress
- 1 year guarantee

This acrylic tray is made from a high-quality, hygienic grade white acrylic that is formed with an easy clean surface with fall to the 90mm hole suitable for an easy clean waste. This shower tray has a low 50mm step to step over into the tray and also features a 40mm upstand on the sides where your walls will be. On installation, the wall lining comes down over this upstand and forms a waterproof seal with no silicone visible inside the shower.



FREE PHONE 0508 763 6828

VISIT: www.henrybrooks.co.nz/shower-trays/

SHOWER TRAY UPSTAND DETAIL

All our Acrylic Shower trays (as opposed to cheaper ABS plastic construction) are hygienic and very easy to clean, they can be repaired if scratched or chipped and will not discolour (go yellow) over time.

Our Acrylic Shower trays are fully self-supporting with a solid 3.2mm acrylic surface fibreglass backfill and a resin encapsulated board to spread weight and ensure strength and durability. In fact

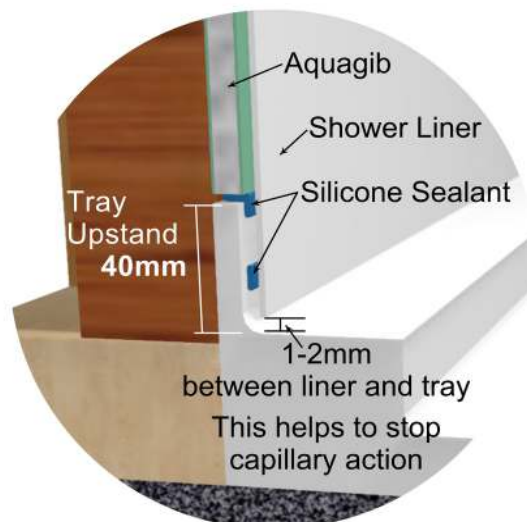
our shower trays have passed the rigorous Housing New Zealand durability test by surviving a cycle test of a 200 Kg weight being dropped onto the tray 5000 times.

This represents a tested lifespan of this shower tray design of 13.7 years, used once a day by a 200 KG person. No detrimental effect at all was observed to the surface or the structure of the shower tray.



4 LIP TRAY UPSTANDS

As the name suggests, these shower trays have a 20mm high upstand around the perimeter on all 4 sides of the tray. The shower door and screens then sit inside these 'upstands' so that water cannot leak from any corner and is retained inside the shower box when in use. All 4 sides of these trays are a 'finished' surface, meaning that the tray can be rotated for a variety of install situations to suit individual requirements and the visible surface is white acrylic..



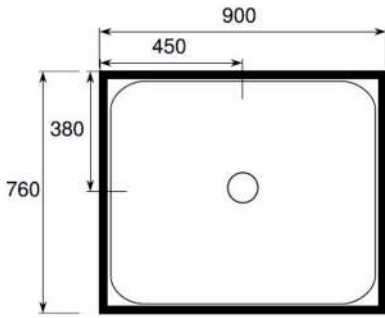
2 & 3 LIP TRAY

A conventionally designed range of shower trays featuring an industry leading 40mm high 'upstand' behind the shower walls. Sturdy design and construction, tested to extremes of usage, combine with elegant lines and a pure acrylic material to deliver not only a hygienic surface but also a fashionable and highly desirable shower tray. Available in a wide range of sizes up to 1800mm x 900mm, these shower trays are made to fit luxury installations and exude class and functionality.



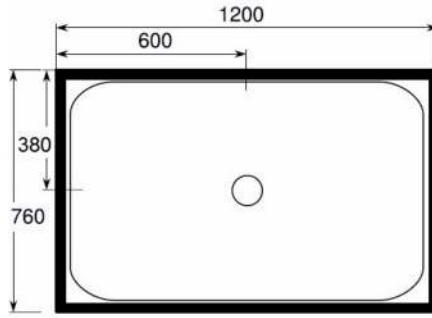
SHOWER TRAY SPECIFICATIONS

900 x 750mm



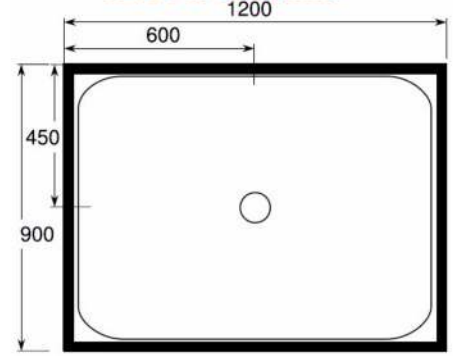
ST49075
Center Waste - 4 lip tray
Suits either 3 sided Alcove or 2 sided corner

1200 x 750mm



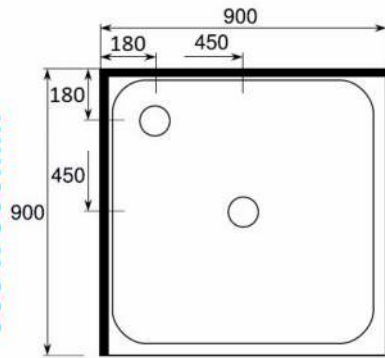
ST41275
Center Waste - 4 lip tray
Suits either 3 sided Alcove or 2 sided corner

1200 x 900mm

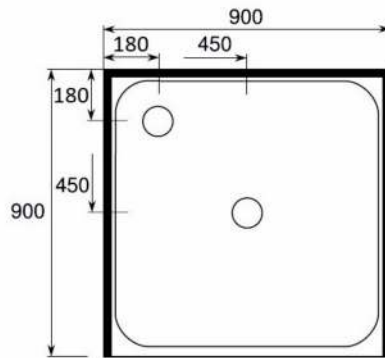


ST41290
Center Waste - 4 lip tray
Suits either 3 sided Alcove or 2 sided corner

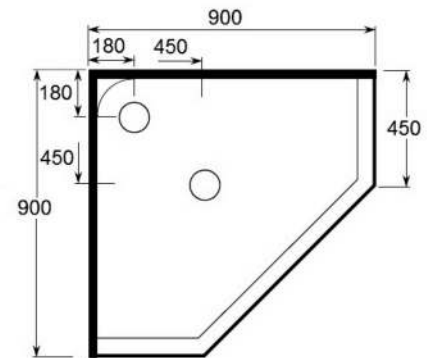
900 x 900mm



ST29090
2 sided Center Waste
STR29090
2 sided Rear Corner Waste - Left Rear only

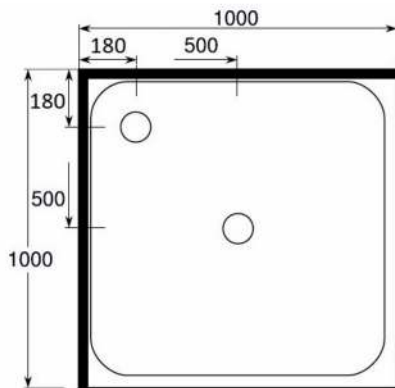


ST39090
2 sided Center Waste
STR39090
2 sided Rear Corner Waste - Left Rear only

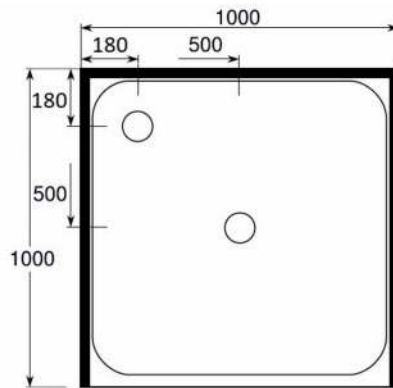


STPC9090
2 sided Center Waste
STPR9090
2 sided Corner Waste

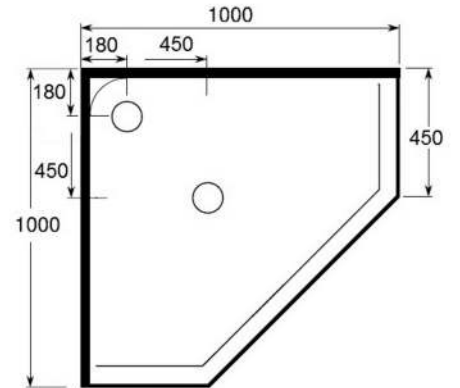
1000 x 1000mm



ST21010
2 sided Center Waste
STR21010
2 sided Rear Waste

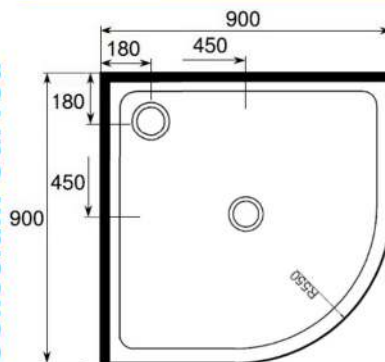


ST31010
3 Sided Center Waste
STR31010
3 Sided Rear Waste

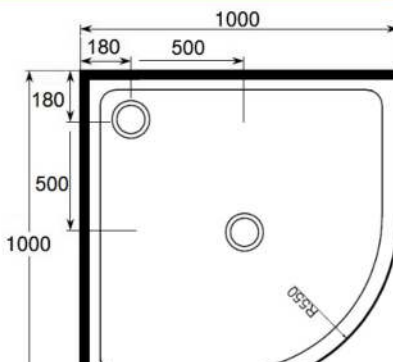


STPC1010
2 Sided Center Waste
STR31010
2 Sided Rear Waste

Collesium Curved



STCC9090
2 sided Center Waste
STCR9090
2 sided Rear Corner Waste

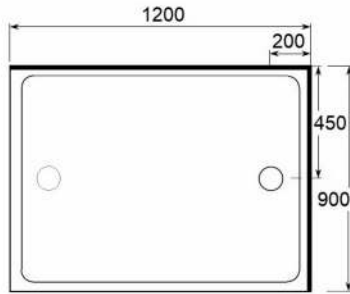


STCC1010
2 sided Center Waste
STCR1010
2 sided Rear Corner Waste

SHOWER TRAY SPECIFICATIONS

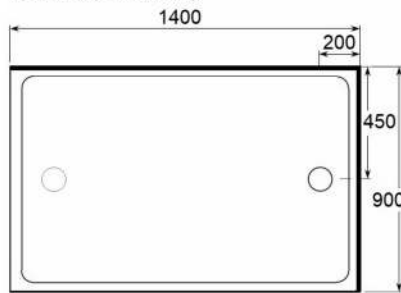
Urban Shower Trays

2 Sided



STU21290L / STU21290R

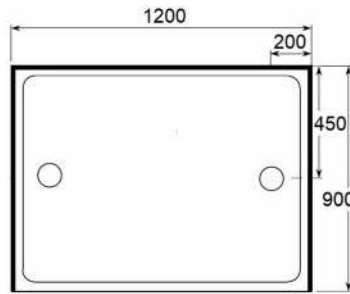
2 sided - Left or Right Hand - End Center Waste
Low profile 50mm tray



STU21490L / STU21490R

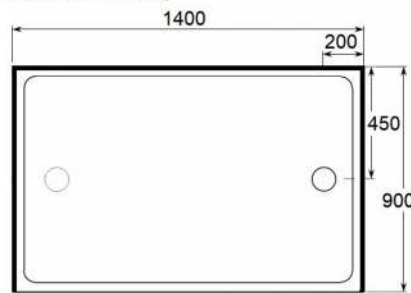
2 sided - Left or Right Hand - End Center Waste
Low profile 50mm tray

3 Sided



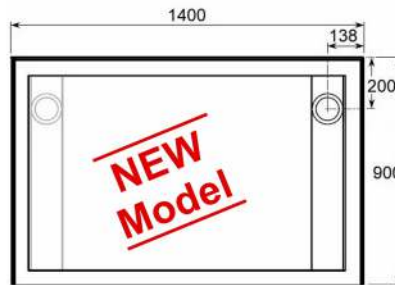
STU31290L / STU31290R

3 Sided - Left or Right Hand - End Center Waste
Low profile 50mm tray



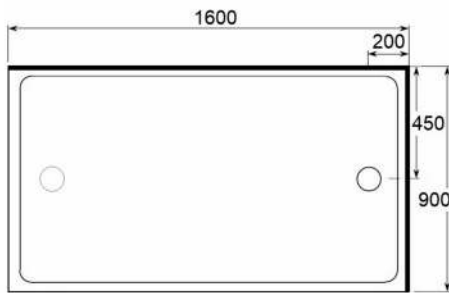
STU31490L / STU31490R

3 Sided - Left or Right Hand - End Center Waste
Low profile 50mm tray




STUG31490L / STUG31490R

3 Sided - Left or Right Hand - Grate Waste
Low profile 50mm tray



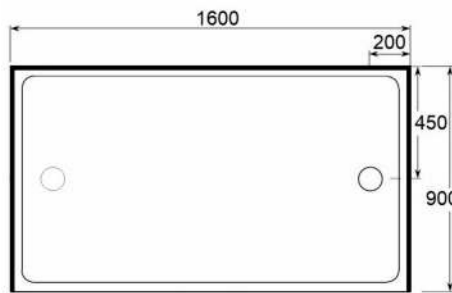
STU21690L / STU21690R

2 sided - Left or Right Hand - End Center Waste
Low profile 50mm tray




STU21890L / STU21890R

2 sided - Left or Right Hand - End Center Waste
Low profile 50mm tray



STU31690L / STU31690R

3 Sided - Left or Right Hand - End Center Waste
Low profile 50mm tray

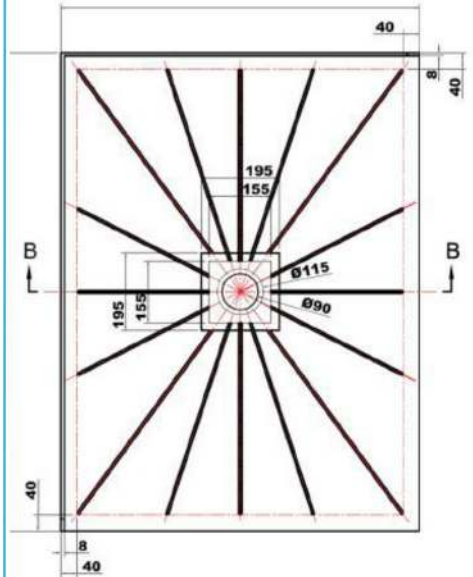
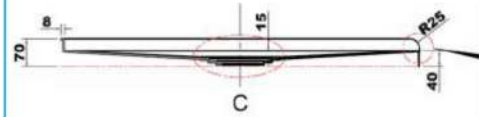


STU31890L / STU31890R

3 Sided - Left or Right Hand - End Center Waste
Low profile 50mm tray

Tileable Shower Trays

2 and 3 Sided



STT21010 - 2 sided 1000 x 1000

STT21290L - 2 sided 1200 x 900LH

STT21290R - 2 sided 1200 x 900RH

STT31290 - Alcove

STT21490L - 2 sided 1400 x 900LH

STT21490R - 2 sided 1400 x 900RH

STT31490 - Alcove

STT31690 - Alcove

STT31890 - Alcove

